




IPFS Connect is designed for [Android](#) and [Apple](#) mobile devices allowing 24-hour / 365-day access to view account status or make payments.

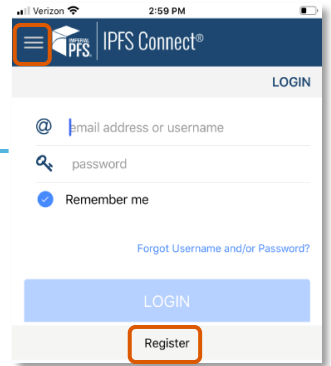
[Download](#) the IPFS Connect® App via iTunes® or Google Play™.

[Login](#) by entering your user name and password.

Choose the menu  icon to update your [alerts](#), [make payments](#) and add [contact info](#).

Click [Register](#) if you have not already registered on the ipfs.com site.

[Web Access Code](#), located on all IPFS correspondence, and [zip code](#) required.



Menu Options

Manage your account using IPFS Connect.

[Contact Us](#) to speak with an IPFS Representative.

View your account(s) using [My Dashboard](#).

View [Agreement Status and Next Due Date](#).

Make a payment using [Pay Now](#).

Click [Finance](#) to view [Account Details](#) including policy information.

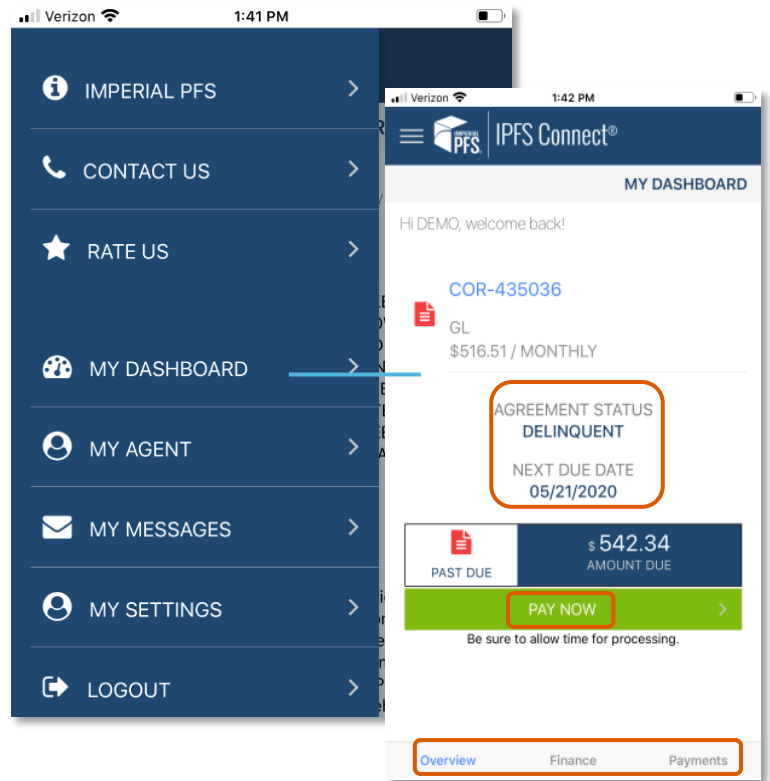
Click [Payments](#) to view your payment [history](#) and [total due](#).

Open [My Agent](#) to view agent name and address.

Open [My Settings](#) to view and sign up for eForms, and Account Alerts (Email, Push, Text).

Pay Now

View the [IPFS Connect® - Making a Payment Guide](#) for more information.



The information contained herein is confidential and proprietary. Recipients will respect the confidentiality of this material and not disclose to any third party any of the contents of this document without first obtaining written approval from Imperial PFS.